



Sweep/sorb™

A lighter weight, heavy duty sweeping compound and liquid absorbant for use on any surface.

Fast, easy dust-free sweeping.

Sweep/sorb is safe to use on all floors, including cement, hardwood, vinyl, rubber and asphalt tile. It will not stain carpets or injure high gloss finishes. Sweep/sorb absorbs dirt, holds onto grit and sand, and controls airborne dust.

Seals and improves condition of floors.

Sweep/sorb improves the condition of floors by filling in rough surface edges and helps to seal the floor, making future cleanings even easier.

Quick clean-up of liquid spills.

Like a slightly moistened sponge, Sweep/sorb is pre-moistened for immediate absorption. And it keeps working until every grain is saturated! Sweep/sorb is easy to clean up. It holds together and will not leave a gritty or chalky residue. It will not turn into mud or pack under traffic. Sweep/sorb is comfortable to work on and will not scratch floors.

100% Biodegradable and Fire Resistant

PACKAGING

40 lb. poly-lined box (48 boxes per pallet)
240 lb. poly-lined drum (4 drums per pallet)



TEL
(801) 972-4432
Toll Free: (800) 962-7632

FAX
(801) 975-7076

EMAIL
info@pioneersawdust.com

Salt Lake City, UT
Headquarters/Distribution Center
621 Fulton Street
Salt Lake City, UT 84104-4327
PO Box 27861
Salt Lake City, UT 84127-0861

DMS Warehouse
1956 Williams Street
San Leandro, CA 94577

www.pioneersawdust.com




FOR OVER 100 YEARS WE HAVE RECYCLED WOOD WASTE TO PRODUCE QUALITY PRODUCTS

No trees are fallen to supply us with our sawdust. We recycle clean wood waste to produce our sawdust, shavings and sweeping compounds. All of our products are 100% biodegradable.



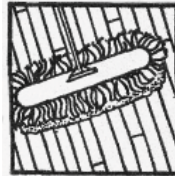
Sweep/sorb™

Usage Instructions



Sweeping floors:

Scatter a handful of Sweep/sorb onto floor and push in front of broom while sweeping. Apply additional Sweep/sorb as needed to keep airborne dust down.



Use with dust mops:

Sprinkle Sweep/sorb in front of a clean dust mop for more effective removal of grit and sand on gym floors and polished surfaces.



"Blowing-down" stock, equipment or rafters:

Apply a thin layer of Sweep/sorb to dusty stock, equipment, or rafters before blowing dust off with hand blower. Brings airborne dust straight to the ground and prevents it from resettling onto other surfaces.



Carpets:

Use Sweep/sorb when sweeping rugs, mats or short-pile carpets to prevent "kicking up" dust.



Quick clean-up of liquid spills:

Cover the spill with Sweep/sorb. Rub or brush vigorously and sweep up.




Wet or potentially wet surfaces:

Apply a layer of Sweep/sorb to the floor. Use additional Sweep/sorb, as needed, around machinery and equipment. Replace when saturated.



Garage floors and driveways:

Use Sweep/sorb on oil and fluid leaks. Treat encrusted oil and stains with recommended cleaners. Clean up with Sweep/sorb.



Garbage cans and dumpsters:

Use Sweep/sorb on bottom of garbage cans and dumpsters each time they are emptied. Absorbs moisture and odors. Eliminates buildup and heavy scrubbing.